










SPOTlight: School Year 2022-2023

Mastery Charter School at Lenfest

School Code	3361	Principal Name	Christopher Ziemba
Sector	Charter	Address	35 S 4th St
Network	Charters	Phone	215 922 1902
Report Type	High School	Admission Category	Citywide With Criteria
Receives K8 Report	Yes	October 1 Enrollment	387
Grades in Report	9 12		
Website	masterycharter.org/secondary schools/lenfest campus		

School Performance Outcomes Table

CONDITIONS FOR SUCCESS				
Metric Name	2021-22 Results	2022-23 Results	2022-23 Progress	Metric Description
Student Attendance	53.9%	53.0%	-0.9 %-pts 	Percentage of students attending 90% or more of instructional days
Teacher Attendance	Not Applicable			Percentage of teachers attending 90% or more of work days
Student Dropouts (Grades 9-12)	3	1	-2 	Number of students no longer enrolled, and who did not transfer or graduate
Graduation Rate (4-Year Cohort)	94.2%	85.0%	-9.3 %-pts 	Percentage of students graduating high school within four years of first-time enrollment in 9th grade

ACADEMIC GOALS						
Metric Name	2018-19 Results*	2022-23 Results	2022-23 Progress	2018-19 Results*	2022-23 Results	2022-23 Progress
Goal 4: Best by 11th Grade	Keystone Proficient or Advanced			Keystone Below Basic		
Algebra 1	35.3%	2.9%	-32.4 %-pts 	23.5%	55.9%	+32.4 %-pts 
Biology	43.3%	9.7%	-33.6 %-pts 	29.9%	56.9%	+27.0 %-pts 
Literature	56.5%	31.9%	-24.6 %-pts 	10.1%	27.5%	+17.4 %-pts 

* Due to COVID-19 pandemic-related test cancellations and exemptions, Keystone results for 2022-23 are compared to pre-pandemic (2018-19) performance.

Metric Name	2021-22 Results	2022-23 Results	2022-23 Progress	Metric Description
Goal 5: Grade 12 CTE	NOCTI Competent or Advanced			
NOCTI	Insufficient Sample			Percentage of students passing the industry standards assessment specific to each Career and Technical Education (CTE) program

All SPOTlight indicator colors are based on unrounded changes in results. Percentage point changes are rounded to the nearest tenth for display.

SPOTlight Legend:	Improving 	Maintaining 	Not Improving 
-------------------	---	--	---

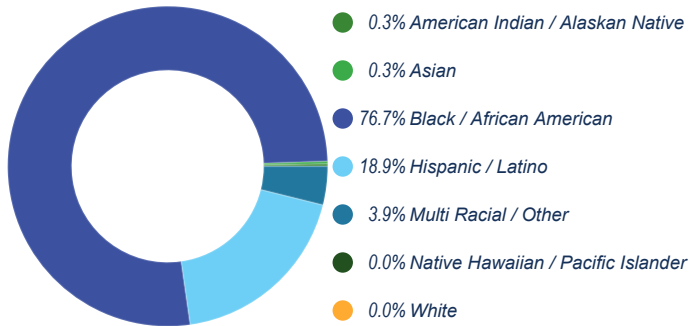
Mastery Charter School at Lenfest

2022-2023 SCHOOL PROGRESS REPORT ON EDUCATION AND EQUITY

School Code | 3361 Sector | Charter Network | Charters
Principal Name | Christopher Ziemba Address | 35 S 4th St
Phone | 215-922-1902

Website | masterycharter.org/secondary-schools/lenfest-camp
us Report Type | High School Grades in Report | 9-12
Admissions Category | Citywide With Criteria
Receives K8 Report | Yes Oct 1 Enrollment | 387

Student Enrollment and Demographics



396

of Students Served Over the Full Year

31.8%

% of Students with IEPs

2.8%

% of Students Identified as English Learners

92.5%

% of Students Identified as Economically Disadvantaged

Student Attendance

27.5%

% of Students Attending at Least 95% of Instructional Days

53.0%

% of Students Attending at Least 90% of Instructional Days

Score Level	Performance	Improvement	Level
Not Applicable for 2022-2023	Black / African American		
Performance Insufficient Data for Score	Insufficient Data for Score	Insufficient Data for Score	NA
	Hispanic / Latino		
Improvement Improving in 10.0% 1 out of 10 Eligible Metrics	Insufficient Data for Score	Insufficient Data for Score	NA
	Multi Racial / Other		
Goal Performance (All Students)	White		
Four-Year Cohort Graduation Rate	Insufficient Data for Score	Insufficient Data for Score	NA
Score: 85.0%	American Indian / Alaskan Native		
NOT IMPROVING -9.3 From Prior Year	Insufficient Data for Score	Insufficient Data for Score	NA
GOAL 4 Keystone: % of Students Proficient or Advanced on All 3 Keystones, Grade 11	Asian		
Score: 2.7%	Insufficient Data for Score	Insufficient Data for Score	NA
Not Applicable No Data Prior Year	Native Hawaiian / Pacific Islander		
GOAL 5 % of 12th Grade CTE Students Meeting Industry Standards	Insufficient Data for Score	Insufficient Data for Score	NA
Insufficient Sample	English Learners		
	Insufficient Data for Score	Insufficient Data for Score	NA
Improving Maintaining Not Improving Not Applicable	Students with IEPs		
	Insufficient Data for Score	Insufficient Data for Score	NA
	Economically Disadvantaged		
	Insufficient Data for Score	Insufficient Data for Score	NA

Climate, Culture & Opportunity

Conditions for Success

School Code | 3361 School Name | Mastery Charter School at Lenfest

% of Students Attending 90%+ of Days

All Students

396 Students

Score: 53.0%



MAINTAINING

-0.9 From Prior Year



Number of Dropouts

All Students

Grades 9-12

Students: 1

IMPROVING

-2.0 From Prior Year



% of Students Attending

Greater Than 95% of Instructional Days

27.5%

90-95% of Instructional Days

25.5%

85-90% of Instructional Days

14.9%

80-85% of Instructional Days

11.1%

Less than 80% of Instructional Days

21.0%

% of Students Receiving Zero Out-of-School Suspensions

All Students

396 Students

Score: 79.3%



NOT IMPROVING

-1.9 From Prior Year



* Schools that are performing at the most positive value for a metric automatically receive a label of "Improving", even if no change in performance occurred.

Climate, Culture & Opportunity

Conditions for Success

School Code | 3361 School Name | Mastery Charter School at Lenfest

% of Teachers Attending 90%+ of Days

Additional Teacher Metrics

All Teachers

Not Applicable

Data Unavailable
% of Teachers Rated as
Distinguished

Data Unavailable
% of Teachers Rated as
Proficient




Data Unavailable
Year-to-Year Teacher
Retention

** Schools that are performing at the most positive value for a metric automatically receive a label of "Improving", even if no change in performance occurred.*

College & Career: Every Student Graduates Ready for College and Careers

Conditions for Success

School Code | 3361 School Name | Mastery Charter School at Lenfest







Four-Year Cohort Graduation Rate	Other Key Metrics		
<p>All Students 79 out of 93 Students</p> <p>Score: 85.0% NOT IMPROVING -9.3 From Prior Year </p>			
<p>Black / African American 61 out of 69 Students</p> <p>Score: 88.4% NOT IMPROVING -4.3 From Prior Year </p>	<p>78.7% 53.6% 54.4%</p>		
<p>Hispanic / Latino</p> <p>Insufficient Sample</p>	<p>Ninth-Grade On-Track Rate</p>	<p>First-Fall Matriculation</p>	<p>% of Students Completing the FAFSA by End of 12th Grade</p>
<p>Multi Racial / Other</p> <p>Insufficient Sample</p>			
<p>White</p> <p>Insufficient Sample</p>			
<p>American Indian / Alaskan Native</p> <p>Insufficient Sample</p>			
<p>Asian</p> <p>Insufficient Sample</p>			
<p>Native Hawaiian / Pacific Islander</p> <p>Insufficient Sample</p>			
<p>English Learners</p> <p>Insufficient Sample</p>			
<p>Students with IEPs 20 out of 26 Students</p> <p>Score: 76.9% NOT IMPROVING -5.7 From Prior Year </p>			
<p>Economically Disadvantaged</p> <p>Insufficient Sample</p>			

* Schools that are performing at the most positive value for a metric automatically receive a label of "Improving", even if no change in performance occurred.

College & Career: Every Student Graduates Ready for College and Careers

Goal 4 - Keystone Algebra I Proficiency, Grade 11

School Code | 3361 School Name | Mastery Charter School at Lenfest

Keystone Algebra 1: % of Students Proficient or Advanced, Grade 11	Keystone Algebra 1: % of Students Below Basic, Grade 11
<p>All Students 2 out of 68 Students</p> <p>Score: 2.9%</p> <p>NOT IMPROVING -32.4 From Prior Year </p>	<p>All Students 38 out of 68 Students</p> <p>Score: 55.9%</p> <p>NOT IMPROVING +32.4 From Prior Year </p>
<p>Black / African American 2 out of 50 Students</p> <p>Score: 4.0%</p> <p>Not Applicable No Data Prior Year </p>	<p>Black / African American 31 out of 50 Students</p> <p>Score: 62.0%</p> <p>Not Applicable No Data Prior Year </p>
<p>Hispanic / Latino</p> <p>Insufficient Sample</p>	<p>Hispanic / Latino</p> <p>Insufficient Sample</p>
<p>Multi Racial / Other</p> <p>Insufficient Sample</p>	<p>Multi Racial / Other</p> <p>Insufficient Sample</p>
<p>White</p> <p>Insufficient Sample</p>	<p>White</p> <p>Insufficient Sample</p>
<p>American Indian / Alaskan Native</p> <p>Insufficient Sample</p>	<p>American Indian / Alaskan Native</p> <p>Insufficient Sample</p>
<p>Asian</p> <p>Insufficient Sample</p>	<p>Asian</p> <p>Insufficient Sample</p>
<p>Native Hawaiian / Pacific Islander</p> <p>Insufficient Sample</p>	<p>Native Hawaiian / Pacific Islander</p> <p>Insufficient Sample</p>
<p>English Learners</p> <p>Insufficient Sample</p>	<p>English Learners</p> <p>Insufficient Sample</p>
<p>Students with IEPs</p> <p>Insufficient Sample</p>	<p>Students with IEPs</p> <p>Insufficient Sample</p>
<p>Economically Disadvantaged 1 out of 62 Students</p> <p>Score: 1.6%</p> <p>Not Applicable No Data Prior Year </p>	<p>Economically Disadvantaged 34 out of 62 Students</p> <p>Score: 54.8%</p> <p>Not Applicable No Data Prior Year </p>

* Schools that are performing at the most positive value for a metric automatically receive a label of "Improving", even if no change in performance occurred.

* Due to COVID-19 pandemic-related test cancellations and exemptions, Keystone results for 2022-2023 are compared to pre-pandemic (2018-2019) performance; 2018-2019 subgroup data are not included.

College & Career: Every Student Graduates Ready for College and Careers

Goal 4 - Keystone Biology Proficiency, Grade 11

School Code | 3361 School Name | Mastery Charter School at Lenfest

Keystone Biology: % of Students Proficient or Advanced, Grade 11	Keystone Biology: % of Students Below Basic, Grade 11
<p>All Students 7 out of 72 Students</p> <p>Score: 9.7% NOT IMPROVING -33.6 From Prior Year ✘</p>	<p>All Students 41 out of 72 Students</p> <p>Score: 56.9% NOT IMPROVING +27.0 From Prior Year ✘</p>
<p>Black / African American 6 out of 52 Students</p> <p>Score: 11.5% Not Applicable No Data Prior Year </p>	<p>Black / African American 29 out of 52 Students</p> <p>Score: 55.8% Not Applicable No Data Prior Year </p>
<p>Hispanic / Latino</p> <p style="text-align: center;">Insufficient Sample</p>	<p>Hispanic / Latino</p> <p style="text-align: center;">Insufficient Sample</p>
<p>Multi Racial / Other</p> <p style="text-align: center;">Insufficient Sample</p>	<p>Multi Racial / Other</p> <p style="text-align: center;">Insufficient Sample</p>
<p>White</p> <p style="text-align: center;">Insufficient Sample</p>	<p>White</p> <p style="text-align: center;">Insufficient Sample</p>
<p>American Indian / Alaskan Native</p> <p style="text-align: center;">Insufficient Sample</p>	<p>American Indian / Alaskan Native</p> <p style="text-align: center;">Insufficient Sample</p>
<p>Asian</p> <p style="text-align: center;">Insufficient Sample</p>	<p>Asian</p> <p style="text-align: center;">Insufficient Sample</p>
<p>Native Hawaiian / Pacific Islander</p> <p style="text-align: center;">Insufficient Sample</p>	<p>Native Hawaiian / Pacific Islander</p> <p style="text-align: center;">Insufficient Sample</p>
<p>English Learners</p> <p style="text-align: center;">Insufficient Sample</p>	<p>English Learners</p> <p style="text-align: center;">Insufficient Sample</p>
<p>Students with IEPs</p> <p style="text-align: center;">Insufficient Sample</p>	<p>Students with IEPs</p> <p style="text-align: center;">Insufficient Sample</p>
<p>Economically Disadvantaged 6 out of 66 Students</p> <p>Score: 9.1% Not Applicable No Data Prior Year </p>	<p>Economically Disadvantaged 37 out of 66 Students</p> <p>Score: 56.1% Not Applicable No Data Prior Year </p>







* Schools that are performing at the most positive value for a metric automatically receive a label of "Improving", even if no change in performance occurred.

* Due to COVID-19 pandemic-related test cancellations and exemptions, Keystone results for 2022-2023 are compared to pre-pandemic (2018-2019) performance; 2018-2019 subgroup data are not included.

College & Career: Every Student Graduates Ready for College and Careers

Goal 4 - Keystone Literature Proficiency, Grade 11

School Code | 3361 School Name | Mastery Charter School at Lenfest

Keystone Literature: % of Students Proficient or Advanced, Grade 11	Keystone Literature: % of Students Below Basic, Grade 11
<p>All Students 22 out of 69 Students</p> <p>Score: 31.9%</p> <p>NOT IMPROVING -24.6 From Prior Year </p>	<p>All Students 19 out of 69 Students</p> <p>Score: 27.5%</p> <p>NOT IMPROVING +17.4 From Prior Year </p>
<p>Black / African American 17 out of 50 Students</p> <p>Score: 34.0%</p> <p>Not Applicable No Data Prior Year </p>	<p>Black / African American 16 out of 50 Students</p> <p>Score: 32.0%</p> <p>Not Applicable No Data Prior Year </p>
<p>Hispanic / Latino</p> <p>Insufficient Sample</p>	<p>Hispanic / Latino</p> <p>Insufficient Sample</p>
<p>Multi Racial / Other</p> <p>Insufficient Sample</p>	<p>Multi Racial / Other</p> <p>Insufficient Sample</p>
<p>White</p> <p>Insufficient Sample</p>	<p>White</p> <p>Insufficient Sample</p>
<p>American Indian / Alaskan Native</p> <p>Insufficient Sample</p>	<p>American Indian / Alaskan Native</p> <p>Insufficient Sample</p>
<p>Asian</p> <p>Insufficient Sample</p>	<p>Asian</p> <p>Insufficient Sample</p>
<p>Native Hawaiian / Pacific Islander</p> <p>Insufficient Sample</p>	<p>Native Hawaiian / Pacific Islander</p> <p>Insufficient Sample</p>
<p>English Learners</p> <p>Insufficient Sample</p>	<p>English Learners</p> <p>Insufficient Sample</p>
<p>Students with IEPs</p> <p>Insufficient Sample</p>	<p>Students with IEPs</p> <p>Insufficient Sample</p>
<p>Economically Disadvantaged 19 out of 63 Students</p> <p>Score: 30.2%</p> <p>Not Applicable No Data Prior Year </p>	<p>Economically Disadvantaged 16 out of 63 Students</p> <p>Score: 25.4%</p> <p>Not Applicable No Data Prior Year </p>

* Schools that are performing at the most positive value for a metric automatically receive a label of "Improving", even if no change in performance occurred.

* Due to COVID-19 pandemic-related test cancellations and exemptions, Keystone results for 2022-2023 are compared to pre-pandemic (2018-2019) performance; 2018-2019 subgroup data are not included.

College & Career: Every Student Graduates Ready for College and Careers

Goal 4 - Keystone Overall Proficiency, Grade 11

Goal 5 - Career and Technical Education, Grade 12

School Code | 3361 School Name | Mastery Charter School at Lenfest

Keystone All Subjects: % of Students Proficient or Advanced, Grade 11

All Students

2 out of 73 Students

Score: 2.7%

Not Applicable

No Data Prior Year



Black / African American

2 out of 53 Students

Score: 3.8%

Not Applicable

No Data Prior Year



Hispanic / Latino

Insufficient Sample

Multi Racial / Other

Insufficient Sample

White

Insufficient Sample

American Indian / Alaskan Native

Insufficient Sample

Asian

Insufficient Sample

Native Hawaiian / Pacific Islander

Insufficient Sample

English Learners

Insufficient Sample

Students with IEPs

Insufficient Sample

Economically Disadvantaged

1 out of 67 Students

Score: 1.5%

Not Applicable

No Data Prior Year



% of 12th Grade CTE Students Meeting Industry Standards

All Students

Insufficient Sample

* Schools that are performing at the most positive value for a metric automatically receive a label of "Improving", even if no change in performance occurred.

* Due to COVID-19 pandemic-related test cancellations and exemptions, Keystone results for 2022-2023 are compared to pre-pandemic (2018-2019) performance; 2018-2019 subgroup data are not included.